





WORKARMA

REPEL HI

CUT RESISTANT GLOVE



Australian Standard
 AS/NZS 2161.2:2020
 AS/NZS 2161.3:2020
 Lic.SMK41444
 SAI Global



Cut Resistant Grade D



Oil Resistant Dip



Reinforced Thumb Crotch



Touch Screen Activation

EN 388:2016



3X42D

FEATURES

- Certified to AS/NZS 2161.2:2020 (ISO 21420) - General Requirements and Test Methods
- Certified to AS/NZS 2161.3:2020 (EN 388) - Protection Against Mechanical Risks
- 18 gauge blue HPPE/nylon/steel fibre/spandex cut D liner
- Black flat nitrile dipped palm
- Elasticised cuff
- Reinforced thumb crotch for high wear protection
- Touchscreen technology
- Available in sizes 7-12

AVAILABLE RANGE

PART NUMBER	SIZE	PACK QTY
GS18DFS007C	7 (Small)	1 Pair
GS18DFS008C	8 (Medium)	1 Pair
GS18DFS009C	9 (Large)	1 Pair
GS18DFS010C	10 (XL)	1 Pair
GS18DFS011C	11 (2XL)	1 Pair
GS18DFS012C	12 (3XL)	1 Pair

WORKARMA



REPEL HI UTILITY DIPPED GLOVE Hand Protection

TEST AND CERTIFICATION

Certified to

- AS/NZS 2161.2:2020 (ISO 21420) - General Requirements and Test Methods
- AS/NZS 2161.3:2020 (EN 388) - Protection Against Mechanical Risks

Certified by SAI Global



Australian Standard
AS/NZS 2161.2:2020
AS/NZS 2161.3:2020
Lic.SMK41444
SAI Global

EN 388:2016



3X42D


TEST RESULT

STANDARD	TEST DESCRIPTION	CONFORMITY
EN 388:2016 +A1:2018	Abrasion resistance: 2016	Level 3
	Tear strength resistance: 2016	Level 4
	Puncture resistance: 2016	Level 2
	Cut resistance TDM	Level D
EN ISO 21420:2020	pH - Textile (KCl solution)	Pass
	Azo-dyes	Pass
	Polycyclic Aromatic Hydrocarbons	Pass
	Dexterity	Level 5

UNDERSTANDING PROTECTION AGAINST MECHANICAL HAZARDS (EN 388:2016 +A1:2018)

Protection against mechanical hazards is symbolised by a pictogram followed by four numbers (performance levels) then two letters. For the first 4 positions the higher the number, the higher the level of protection. For the 5th position, the TDM cut test, A to F will be awarded for each gloves test result, with A being the lower score and F being the highest score. The letter P in the six position (if applicable) is for gloves certified to provide impact protection.

Example:

TEST	RATING RANGE	EXAMPLE RESULT	
Abrasion	1-4	4	 EN 388:2016 4X42CP
Cut (Coupe Test)	1-5	x	
Tear	1-4	4	
Puncture	1-4	2	
Cut (TDM Test ISO 13997)	A-F	C	
Impact protection	P	P	

For dulling during the cut resistance test, the coupe test results are only indicative, while the TDM cut resistance test is the reference performance result. If there is an X in any of the positions, it means this performance metric was not tested.

The above information should be used in conjunction with the wearers own risk assessment, adequate knowledge of AS/NZS standards.

APPLICATIONS

Including but not limited to industries such as:

- Landscaping
- Demolition
- Mining
- Materials handling
- Construction
- Refineries
- Oil and gas
- Mechanical service
- Waste management
- Plumbing

WORKARMA



REPEL HI UTILITY DIPPED GLOVE Hand Protection

FITTING INSTRUCTIONS

- Dry the hand before putting on the gloves
- Insert all five fingers into the cuff of the glove, and pull the cuff over your wrist until the glove is properly in place
- Check that the glove's fit is secure around the fingers and the palm. Also check the cuff, which should have a snug fit around your wrist
- If the fit feels too tight or too loose, consider changing size to avoid any tears or discomfort
- Take glove off by pulling cuff back over hand

WARNINGS AND LIMITATIONS OF USE

- Wearer must complete a risk assessment to determine suitable protection required
- The selection of the right glove must be made according to the specific needs of the workplace, the type of risk and its environmental conditions
- Check that the glove does not present holes, cracks, tears, colour change etc and discard any glove presenting such defects
- Replace gloves when glove shows signs of wear and tear
- Gloves shall not be worn when there is a risk of entanglement by moving parts of machines
- The tested performance levels only refer to the palm side of the glove

STORAGE, SHELF LIFE AND CLEANING

- Store in a dry environment with temperatures between -5°C and +50°C
- Sunlight may cause gloves to become discoloured and lose their dexterity. Store away from direct sunlight
- Machine wash or hand wash, max 40°C then hang to dry
- Use mild or natural soaps or detergents. Do not use bleach or solvents
- Do not tumble dry or dry-clean

WORKARMA

Bremick Pty Ltd

Head Office | 88 Dalmeny Avenue, Rosebery 2018
National Distribution Centre | M5/M7 Logistics Park,
Warehouse 4B, 290 Kurrajong Road, Prestons NSW 2170

www.workarma.com.au

www.bremick.com.au