





# WORKARMA

## PRECISION HI CUT RESISTANT GLOVE



**Australian Standard**  
AS/NZS 2161.2:2020  
AS/NZS 2161.3:2020  
Lic.SMK41348  
SAI Global



**Cut Resistant  
Grade D**



**High  
Dexterity**



**Heat  
Resistant**



**Reinforced  
Thumb Crotch**

EN 388:2016



4242D

EN 407:2020



X1XXXX

### FEATURES

- Certified to AS/NZS 2161.2:2020 (ISO 21420) - General Requirements and Test Methods
- Certified to AS/NZS 2161.3:2020 (EN 388) - Protection Against Mechanical Risks
- Complies to EN 407:2020 - Protection Against Thermal Risks
- 18 gauge blue HPPE/polyester/steel fibre/spandex cut D liner
- Light grey polyurethane (PU) dipped palm
- Elasticised cuff
- Reinforced thumb crotch for high wear protection
- Touchscreen technology
- Available in sizes 7-12

### AVAILABLE RANGE

PART NUMBER	SIZE	PACK QTY
GS18DPS007C	7 (Small)	1 Pair
GS18DPS008C	8 (Medium)	1 Pair
GS18DPS009C	9 (Large)	1 Pair
GS18DPS010C	10 (XL)	1 Pair
GS18DPS011C	11 (2XL)	1 Pair
GS18DPS012C	12 (3XL)	1 Pair

# WORKARMA



## PRECISION HI CUT RESISTANT GLOVE Hand Protection

### TEST AND CERTIFICATION

#### Certified to

- AS/NZS 2161.2:2020 (ISO 21420) - General Requirements and Test Methods
- AS/NZS 2161.3:2020 (EN 388) - Protection Against Mechanical Risks

#### Complies to

- EN 407:2020 - Protection Against Thermal Risks

#### Certified by SAI Global



**Australian Standard**  
AS/NZS 2161.2:2020  
AS/NZS 2161.3:2020  
Lic.SMK41348  
SAI Global

EN 388:2016



4242D

EN 407:2020



X1XXXX

### TEST RESULT

STANDARD	TEST DESCRIPTION	CONFORMITY
EN 388:2016 +A1:2018	Abrasion resistance: 2016	Level 4
	Cut resistance: 2016	Level 2
	Tear strength resistance: 2016	Level 4
	Puncture resistance: 2016	Level 2
	Cut resistance TDM	Level D
EN ISO 21420:2020	pH - Textile (KCl solution)	Pass
	Azo-dyes	Pass
	Polycyclic Aromatic Hydrocarbons	Pass
	Dexterity	Level 5
	XRF screening	Pass
	XRF screening (Tin)	Pass
EN 407:2020	Contact heat	Level 1


### UNDERSTANDING PROTECTION AGAINST MECHANICAL HAZARDS (EN 388:2016 +A1:2018)

Protection against mechanical hazards is symbolised by a pictogram followed by four numbers (performance levels) then two letters. For the first 4 positions the higher the number, the higher the level of protection. For the 5th position, the TDM cut test, A to F will be awarded for each gloves test result, with A being the lower score and F being the highest score. The letter P in the six position (if applicable) is for gloves certified to provide impact protection.

#### Example:

TEST	RATING RANGE	EXAMPLE RESULT
Abrasion	1-4	4
Cut (Coupe Test)	1-5	x
Tear	1-4	4
Puncture	1-4	2
Cut (TDM Test ISO 13997)	A-F	C
Impact protection	P	P

EN388:2016




4X42CP

For dulling during the cut resistance test, the coupe test results are only indicative, while the TDM cut resistance test is the reference performance result. If there is an X in any of the positions, it means this performance metric was not tested.

### UNDERSTANDING PROTECTION AGAINST THERMAL RISKS (EN 407:2020)

Protection against thermal risks (heat and/or fire) is symbolized by a pictogram followed by 6 numbers. The higher the number, the better the protection level. An X indicates that the protection level was not tested.

EN 407 123456

1. Limited flame spread
2. Contact heat
3. Convective heat
4. Radiant heat
5. Small splashes of molten metal
6. Large quantities of molten metal

The above information should be used in conjunction with the wearers own risk assessment, adequate knowledge of AS/NZS standards.

# WORKARMA



## PRECISION HI CUT RESISTANT GLOVE Hand Protection

### APPLICATIONS

Including but not limited to industries such as:

- Rigging
- Landscaping
- Demolition
- Mining
- Technicians and electricians
- Logistics and warehouses
- Automotive and small parts

### FITTING INSTRUCTIONS

- Dry the hand before putting on the gloves
- Insert all five fingers into the cuff of the glove, and pull the cuff over your wrist until the glove is properly in place
- Check that the glove's fit is secure around the fingers and the palm. Also check the cuff, which should have a snug fit around your wrist
- If the fit feels too tight or too loose, consider changing size to avoid any tears or discomfort
- Take glove off by pulling cuff back over hand

### WARNINGS AND LIMITATIONS OF USE

- Wearer must complete a risk assessment to determine suitable protection required
- The selection of the right glove must be made according to the specific needs of the workplace, the type of risk and its environmental conditions
- Check that the glove does not present holes, cracks, tears, colour change etc and discard any glove presenting such defects
- Replace gloves when glove shows signs of wear and tear
- Gloves shall not be worn when there is a risk of entanglement by moving parts of machines
- The tested performance levels only refer to the palm side of the glove

### STORAGE, SHELF LIFE AND CLEANING

- Store in a dry environment with temperatures between -5°C and +50°C
- Sunlight may cause gloves to become discoloured and lose their dexterity. Store away from direct sunlight
- Machine wash or hand wash, max 40°C then hang to dry
- Use mild or natural soaps or detergents. Do not use bleach or solvents
- Do not tumble dry or dry-clean

WORKARMA

Bremick Pty Ltd

Head Office | 88 Dalmeny Avenue, Rosebery 2018  
National Distribution Centre | M5/M7 Logistics Park,  
Warehouse 4B, 290 Kurrajong Road, Prestons NSW 2170

[www.workarma.com.au](http://www.workarma.com.au)

[www.bremick.com.au](http://www.bremick.com.au)