





# WORKARMA

## P2 VALVED CARBON DISPOSABLE RESPIRATOR



**Australian Standard**  
AS/NZS 1716:2012  
Lic.SMKH20631  
SAI Global

### FEATURES

- P2 Respirator certified to AS/NZS 1716:2012 Respiratory Protective Devices
- Protection against hazardous mechanically generated particles
- Protection against thermally generated particles i.e. smoke/welding fumes
- Active carbon for additional protection against nuisance odours
- Cupped design with adjustable nose clip
- Inner foam nose seal to help achieve a comfortable seal
- Exhalation valve to reduce heat, CO<sup>2</sup> and moisture within respirator
- Seam sealed twin elastic head straps for ease of donning the respirator
- Colour coded strap - dark blue for P2
- Low breathing resistance, increasing wearer comfort and wear time
- Resealable storage bag

### AVAILABLE RANGE

PART NUMBER	PACK QTY
RDC2CV0000C	3
RDC2CV00002	12

# WORKARMA



## P2 VALVED CARBON DISPOSABLE RESPIRATOR Respiratory Protection

### TEST AND CERTIFICATION

**Certified to:** AS/NZS 1716:2012 Respiratory Protective Devices

**Certified by:** SAI Global



**Australian Standard**  
AS/NZS 1716:2012  
Lic.SMKH20631  
SAI Global

### UNDERSTANDING RESPIRATORY PROTECTION

Respiratory protection is broken into 3 categories depending on the respirator's performance and protection level. These levels are determined by the amount of leakage or exposure to the contamination received from the respirator's seal and design.

Respirators certified to AS/NZS 1716:2012 are tested and certified to the below categories when an adequate seal is achieved (against the wearers face).

CLASSIFICATION	EFFICIENCY	EXAMPLE OF CONTAMINANTS/USES
P1	80%	Dust
P2	94%	Toxic dusts including asbestos, welding fumes
P3	99.95%	Toxic dusts including asbestos, welding fumes, full face and powered air performance at P3 only

The above information should be used in conjunction with the wearers own risk assessment, adequate knowledge of AS/NZS standards and a facial fit test.

### APPLICATIONS

Including but not limited to industries such as:

- Welding
- Metal fabrication
- Agricultural
- Mining and quarrying

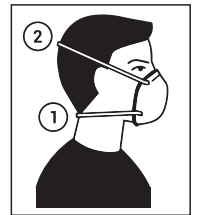
### FITTING INSTRUCTIONS



**STEP 1:**  
Remove anything that could be tangled in the mask such as glasses or hats.



**STEP 2:**  
Put the respirator over your mouth and nose with the nose piece on the top of the nose.



**STEP 3:**  
Pull the straps over to the back of your head and base of the neck.



**STEP 4:**  
Squeeze the nose piece across the top of nose to create a seal.



**STEP 5:**  
Press the edges of the respirator against your face. Gently breathe to check the seal against your face is intact.



**STEP 6:**  
If the respirator is not drawn towards your face, or air leaks, adjust it by repeating the previous steps.

- To fit check a respirator, cover the front of the respirator with both hands being careful not to disturb its fit.

(A) UNVALVED: EXHALE sharply

(B) VALVED: INHALE sharply



# WORKARMA

## P2 VALVED CARBON DISPOSABLE RESPIRATOR

### Respiratory Protection

- If air leaks around the nose, re-adjust the noseclip to eliminate leakage, repeat fit check. If air leaks at the respirator edges, work the straps back along the sides of the head to eliminate leakage, repeat fit check
- Change respirator immediately if breathing becomes distorted, or a proper face fit cannot be maintained. Careful observance of these instructions is an important step in safe respirator use

### WARNINGS AND LIMITATIONS OF USE

- Failure to follow all instructions and limitations on the use of this product could reduce the effectiveness of the respirator and result in illness or death
- A properly selected respirator is essential to protect your health. Before using the respirator, consult a professional to determine the suitability for your intended use
- This product does not supply oxygen. Use only in adequately ventilated areas containing sufficient oxygen to support life. Do not use respirator when oxygen concentration is less than 19.5%
- Do not use when concentration of contaminants are unknown or immediately dangerous to health or life
- Do not use in explosive atmospheres
- Leave work area immediately and return to fresh air if
  - (a) breathing becomes difficult, or
  - (b) dizziness or other distress occurs
- Facial hair and certain facial characteristics may reduce effectiveness of this respirator

- Never alter or modify this respirator in any way
- Only for single use. No maintenance required. Discard the used respirator after single use
- Keep respirators in the display box away from direct sunlight until use
- Leave contaminated area and replace respirator if damaged, distorted, a proper fit cannot be achieved, you taste, smell or become irritated by contaminants, or breathing becomes difficult
- Oil mists may affect filter efficiency

#### Not suitable protection for:

- Gases and Vapours
- When concentrations exceed 10 times the exposure standard
- Highly toxic atmospheres

### STORAGE & SHELF LIFE

- Store in a dry environment with temperatures between -5°C and +50°C
- Shelf life of unopened product stored as instructed, is 3 years from date of manufacture
- Keep away from naked flames and ensure resealable bag is closed to prevent dust egress

**WORKARMA**

**Bremick Pty Ltd**

Head Office | 88 Dalmeny Avenue, Rosebery 2018  
National Distribution Centre | M5/M7 Logistics Park,  
Warehouse 4B, 290 Kurrajong Road, Prestons NSW 2170

[www.workarma.com.au](http://www.workarma.com.au)

[www.bremick.com.au](http://www.bremick.com.au)