



WORKARMA

GENERAL PURPOSE KIT

REUSABLE RESPIRATOR



Australian Standard
AS/NZS 1716:2012
Lic. SMK40344
SAI Global

INCLUDES

- 1x Silicone Half Mask
- 2x P3* Filters
- 1x Reusable storage container

FEATURES

- Certified to AS/NZS 1716:2012 Respiratory Protective Devices
- Manufactured from silicone for durability, comfort and longevity
- Comfortable elastic with halo and neck straps for ease of wearer adjustment
- Downward facing exhale valve avoids misting to eye wear
- Secure bayonet filter connection system
- P3 high efficiency filter
- Swept back filter design for improved user visibility
- Easy connect bayonet fitting
- Low breathing resistance, increasing wearer comfort and wear time
- Ready to use in hard storage case
- Available in medium and large
- Compatible WorkArma filter range available (sold separately)
- * P3 protection when worn with the WorkArma Full Face Respirator, P2 when used with a Half Face Respirator

AVAILABLE RANGE

PART NUMBER	SIZE	PACK QTY
RRHSBDAIMDK	Medium	1
RRHSBDAILGK	Large	1

WORKARMA



GENERAL PURPOSE KIT REUSABLE RESPIRATOR Respiratory Protection

TEST AND CERTIFICATION

Certified to AS/NZS 1716:2012: Respiratory Protective Devices

Certified by SAI Global



Australian Standard
AS/NZS 1716:2012
Lic.SMK40344
SAI Global

UNDERSTANDING RESPIRATORY PROTECTION

Respiratory protection is broken into 3 categories depending on the respirator's performance and protection level. These levels are determined by the amount of leakage or exposure to the contamination received from the respirators seal and design.

Respirators certified to AS/NZS 1716:2012 are tested and certified to the below categories when an adequate seal is achieved (against the wearers face).

CLASSIFICATION	EFFICIENCY	EXAMPLE OF CONTAMINANTS/USES
P1	80%	Dust
P2	94%	Toxic dusts including asbestos, welding fumes
P3	99.95%	Toxic dusts including asbestos, welding fumes, full face and powered air performance at P3 only

The above information should be used in conjunction with the wearers own risk assessment, adequate knowledge of AS/NZS standards and a facial fit test.

RESPIRATOR FILTER TYPE	FUNCTION
A	Filter against organic vapours with B.P. >65°C
AX	Filter against organic vapours with B.P. <65°C
B	Filter against inorganic vapours
E	Filter against sulphur dioxide and other acid gasses
K	Filter against ammonia and organic vapours derived from ammonia
P	Filter against particulate

CLASS	CLASS GAS FILTERS
1	Low capacity
2	Medium capacity
3	High capacity

FILTER TYPE/ CLASS	PROTECTION
A2	Organic gases and vapours with a boiling point >65°C, eg. Toluene, Xylene, MEK, Benzene, Alcohols
P3*	Particles: dusts, mists, fumes, fibres, toxic particles and microorganisms (bacteria, fungi, viruses, enzymes)
ABEK1P2*	Organic vapours with a B.P. >65°C, chlorine, hydrogen sulphide, hydrogen cyanide, sulphur dioxide, acid gasses, ammonia and methylamine with P3 filter
A2P2*	Organic vapours with a boiling point >65°C and particulates

* P2 when used with a Half Face Mask, P3 when used with a Full Face Mask as per AS/NZS 1716:2012

WORKARMA

GENERAL PURPOSE KIT REUSABLE RESPIRATOR Respiratory Protection



APPLICATIONS

Including but not limited to industries such as:

- Manufacturing
- Agriculture
- Pharmaceutical
- Trades

FITTING INSTRUCTIONS

FIG.1

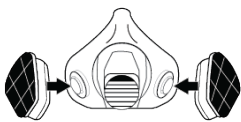


FIG.2

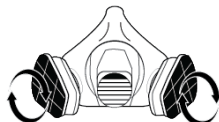


FIG.3



FIG.4

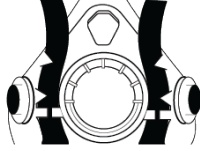


FIG.5



FIG.6



FIG.7



FIG.8



FIG.9



FIG.10



BEFORE USE

- Make sure the respirator has all of its parts, including harness and straps, inhalation, and exhalation valve gaskets
- Make sure the respirator is in perfect condition with no sign of dirt, breakage, cracks or bumps on any of its components. Should this be the case, the respirator must be disposed of immediately
- Make sure that the chosen filter is the proper one for the intended use and has not expired
- A filter of the same type, must be fitted to both sides of the respirator before use

FACE FIT CHECK

Positive pressure face seal check

- Cover the exhalation valve with your hand, exhale gently to get overpressure and make sure no air leaks are detected (fig no.7)

Negative pressure face seal check

- When using with filters, use your hands to cover the face of the filter and inhale (figure no.8)
- When using with pancake filters, place the thumbs onto the centre position of the filters and inhale (figure no.10). In case of no leakage, you will feel the respirator pull towards your face
- If you detect leakage in some of the tests, the respirator has not been fitted to the face properly. If this is the case, reposition respirator on the face again, adjusting the elastic straps and repeat the seal checks
- If you cannot achieve a proper face fit, do not enter contaminated area
- Consult with an Occupational Safety Expert for assistance with fitting
- To remove the respirator, loosen the elastic straps and remove the harness from your head

WARNINGS AND LIMITATIONS OF USE

WARNING - Misuse may result in sickness or death

- This respirator does not supply oxygen(O²) and it must be used in a ventilated work atmosphere where the oxygen content of the air is between 19.5% - 23% in volume

WORKARMA



GENERAL PURPOSE KIT REUSABLE RESPIRATOR Respiratory Protection

- The proper type of filter must be chosen according to the concentration and type of contaminant in each case. Do not use in an environment where the contaminant is unknown, or in firefighting or where open flames or molten metal are present
- This respirator must not be used for protection against carbon monoxide under any circumstances
- The respirator must not be modified or altered in any way
- This respirator cannot be used in containers, wells, sewers or other closed spaces with no ventilation
- Do not use with beards or where any other elements on the user's face exist which might adversely affect the face fit
- Leave the working area in the event of the respirator being damaged or when breathing difficulty, dizziness or nausea occurs or if filters unintentionally detach
- Do not use in explosive atmospheres
- Use in combination with only WorkArma approved filters. For guidance refer to AS/NZS 1716 and AS/NZS 1715 standards
- Caution must be given in oxygen enriched atmospheres (ignition). Do not enter explosive atmospheres e.g.: through solvents. Please follow instructions given for such areas
- Gas filters do not protect against particles. Similarly, particle filters do not provide protection against gases and vapours
- Particle filters are single use only if applied to radioactive agents or micro-organisms
- Gas filters should be replaced when breakthrough of odour, taste or irritation is sensed. Filters used against detrimental gases that do not display any significant indicators, require special care for the duration of exposure.
- Used particle filters must be replaced when breath resistance becomes too high

STORAGE, SHELF LIFE AND CLEANING

- Remove filters before cleaning respirator
- Clean respirator with a wet cloth and immerse it in a warm water solution, which must not exceed 50°C, using a neutral detergent if necessary
- Rinse with warm water and air dry in a contaminant free environment
- Store in a hermetically sealed bag without filters
- Do not clean with solvents, strong detergents or petroleum based products
- Check inhalation and exhalation valves and keep them completely clean without any distortions
- Make sure the elasticity of the straps does not decrease
- Check the condition and position of the gaskets of the filter holder and front piece
- Make sure respirator is in perfect condition with no signs of dirt, tearing, cracks or dents in any of its components
- If any of its pieces show any distortion, the respirator must be replaced
- For further information on applications and warnings - see insert
- Use within 5 years of manufactured date, which is located on bottom of box
- Filter shelf life is a maximum of 6 months once removed from packaging
- Operational temperature range: -20°C to +50°C

WORKARMA

Bremick Pty Ltd

Head Office | 88 Dalmeny Avenue, Rosebery 2018
National Distribution Centre | M5/M7 Logistics Park,
Warehouse 4B, 290 Kurrajong Road, Prestons NSW 2170

www.workarma.com.au

www.bremick.com.au